

Educator Licensure Information System (ELIS) Account


Through the Illinois State Board of Education (ISBE)



What is an ELIS account?

- ▶ It is your personal educator account for licensure through the ISBE that is linked directly to your Social Security Number.
 - ❑ You use your account to apply for licensure.
 - ❑ It links to your degrees, credentials, test scores and other educational information.
 - ❑ It identifies your e-mail, address and phone number. (Used by School districts and perspective administrators)
- ▶ Once you sign up you will be assigned an Illinois Educator Identification Number (IEIN)
 - ❑ This is your unique educator number that you will have throughout your career
- ▶ You can create a new ELIS account at www.isbe.net
 - ❑ Use the following steps on slides 3-6
 - ❑ You will need your Social Security number and personal information
- ▶ If you already have an account you can enter ELIS at www.isbe.net
 - ❑ Use the following slides 7-9 for assistance


Creating an ELIS account


Go to www.isbe.net and click on system quick links drop down below. Then select ELIS.



System Quick Links ▾ Illinois Report Card Careers at ISBE Contact Us  


ADMINISTRATORS TEACHERS FAMILIES & STUDENTS COMMUNITY & PARTNERS NEWS & MEDIA

 CURRENT TOPICS



Illinois Report Card

Illinois Report Card
○○○

 LATEST NEWS


12/09/2016: ISBE releases second Reader's Guide and new online engagement forum to accompany draft ESSA State Plan


11/18/2016: Illinois' first competency-based learning pilot launches with call for applications

11/14/2016: Third statewide listening tour to gather feedback on ESSA State Plan


11/03/2016: Personalized and digital learning initiative steps in Illinois to train educators as part of nationwide effort

[view all news >](#)


Search... 


AGENCY & BOARD INFORMATION


- Board Meetings
- Careers at ISBE
- Student Advisory Council


ASSESSMENT

- Dynamic Learning Maps Alternate Assessment (DLM-AA)
- PARCC Place
- SAT


CHARTER SCHOOLS


- Charter Schools
- Illinois Charter School Lookup


COLLEGE & CAREER

- Academics
- Career Technical Education
- 21st Century Community Learning Centers

Creating an ELIS account



Click on Educator Access below.

System Quick Links ▾ Illinois Report Card Careers at ISBE Contact Us  |


ADMINISTRATORS TEACHERS FAMILIES & STUDENTS COMMUNITY & PARTNERS NEWS & MEDIA

Home > Educator Licensure > Educator Licensure Information System (ELIS)

EDUCATOR LICENSURE
Educator Licensure Information System (ELIS)

RESOURCES
Educator Licensure FAQ 
Rules: Part 25 Educator Licensure 


The ELIS web site is best viewed with the latest version of Internet Explorer (IE).

EDUCATOR ACCESS	PUBLIC SEARCH	ADMINISTRATOR ACCESS
<p><i>Login to your ELIS account.</i></p> <p>Notice: ACT Plus Writing or SAT score reports listed under a maiden name or previous name may not be credited to your account. Please complete ISBE form 73-71  to add a maiden name or previous name if applicable.</p>	<p><i>Perform a search of public license information</i> for educators in Illinois by using the City, District, School, or Educator Name.</p>	<p><i>Perform a credential search of educators in Illinois.</i> For use by institutions of higher education, school districts, or prospective employers to verify credentials of a potential educator candidate or employee. Illinois Educator Identification Number (IEIN) required.</p>

Effective July 1, 2013: deficiency letters and licenses will no longer be printed and mailed. You will be notified of any update to your file electronically to your current email address. Please review and update your current email address by accessing your ELIS account.)

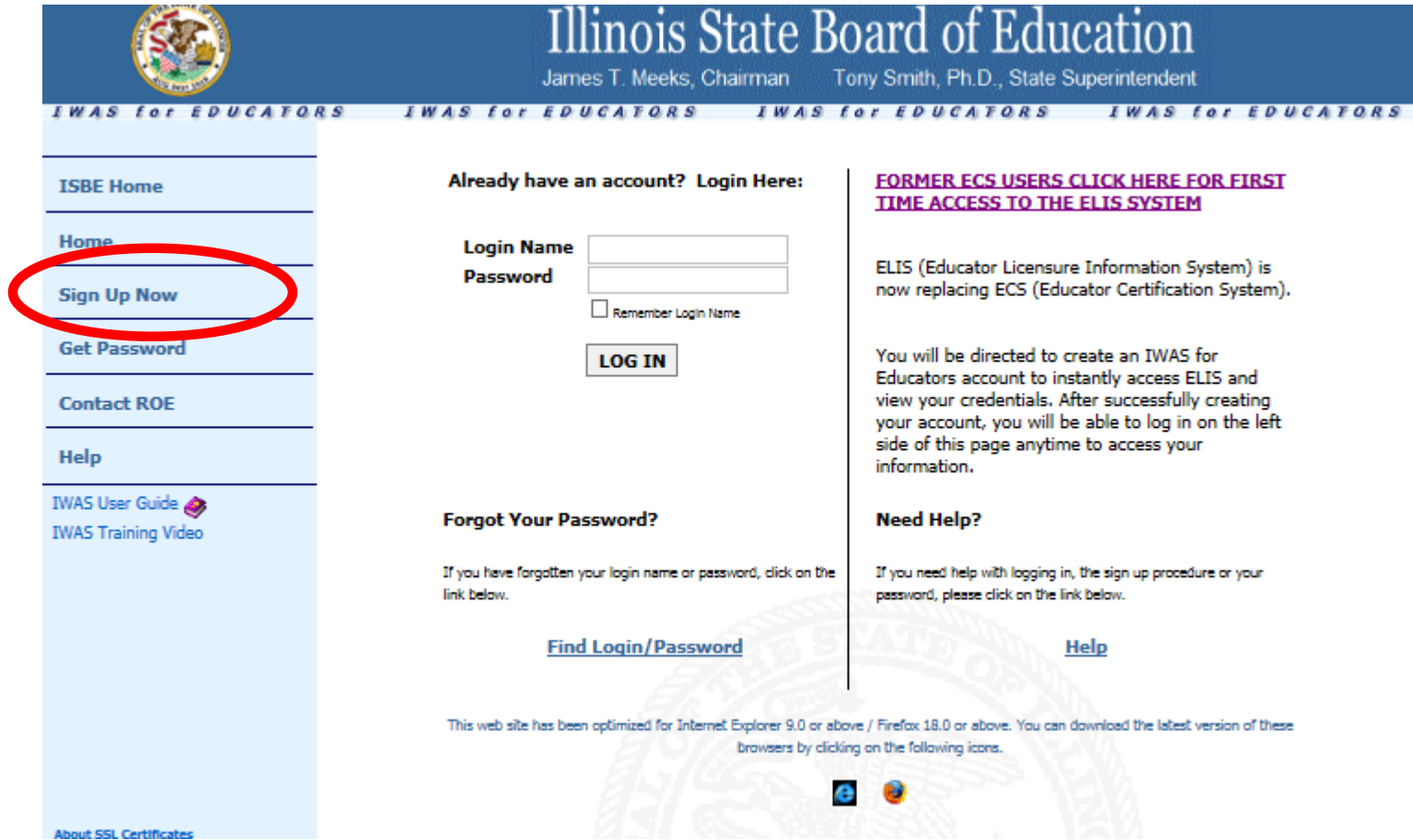
Resources ▾

CONTACT INFORMATION
ISBE Educator Effectiveness Division
Call Center - 217-557-6763
Fax Number - 217-524-1289
Email - licensure@isbe.net

More questions?
Please contact your Regional Office of Education 

Creating an ELIS account

* Important-You will need your social security # and you should enter your personal information into your ELIS account. Make sure spelling is correct!



The screenshot shows the Illinois State Board of Education website. The header includes the ISBE logo, the text "Illinois State Board of Education", and the names of the Chairman and State Superintendent. Below the header is a navigation bar with the text "IWAS for EDUCATORS" repeated. On the left side, there is a vertical menu with links: "ISBE Home", "Home", "Sign Up Now" (circled in red), "Get Password", "Contact ROE", "Help", "IWAS User Guide", and "IWAS Training Video". The main content area is divided into two columns. The left column contains a login form with fields for "Login Name" and "Password", a "Remember Login Name" checkbox, and a "LOG IN" button. Below the login form are links for "Forgot Your Password?" and "Need Help?". The right column contains a link for "FORMER ECS USERS CLICK HERE FOR FIRST TIME ACCESS TO THE ELIS SYSTEM" and a paragraph explaining that ELIS is replacing ECS. At the bottom, there is a footer with a browser optimization notice and icons for Internet Explorer and Firefox.

Illinois State Board of Education
James T. Meeks, Chairman Tony Smith, Ph.D., State Superintendent

IWAS for EDUCATORS IWAS for EDUCATORS IWAS for EDUCATORS IWAS for EDUCATORS

ISBE Home
Home
Sign Up Now
Get Password
Contact ROE
Help
IWAS User Guide
IWAS Training Video

Already have an account? Login Here:

Login Name
Password
 Remember Login Name

LOG IN

FORMER ECS USERS CLICK HERE FOR FIRST TIME ACCESS TO THE ELIS SYSTEM



ELIS (Educator Licensure Information System) is now replacing ECS (Educator Certification System).

You will be directed to create an IWAS for Educators account to instantly access ELIS and view your credentials. After successfully creating your account, you will be able to log in on the left side of this page anytime to access your information.

Forgot Your Password?
If you have forgotten your login name or password, click on the link below.
[Find Login/Password](#)

Need Help?
If you need help with logging in, the sign up procedure or your password, please click on the link below.
[Help](#)

This web site has been optimized for Internet Explorer 9.0 or above / Firefox 18.0 or above. You can download the latest version of these browsers by clicking on the following icons.

About SSL Certificates

Creating a new account- Complete all information

* Check Spelling before continuing and write down your login and password so you can access your account at a later time.

- ISBE Home
- Home
- Sign Up Now
- Get Password
- Contact ROE
- Help
- IWAS User Guide
- IWAS Training Video
- [About SSL Certificates](#)

IWAS for Educators Account Sign Up for ELIS

Required

First Name

Last Name

Date of Birth mm/dd/yyyy

Enter either SSN or IEIN

Social Security Number No hyphens

OR

IEIN

Login Name

Password

Confirm Password

Email Address

Secret Question

Answer

Broadcast Email

Email Type

Continue >>

Cancel

Already have an account?

To access your ELIS account go to www.isbe.net and click the System Quick Links drop down and select ELIS

System Quick Links ▾ Illinois Report Card Careers at ISBE Contact Us

ADMINISTRATORS TEACHERS FAMILIES & STUDENTS COMMUNITY & PARTNERS NEWS & MEDIA

CURRENT TOPICS

Illinois Report Card

LATEST NEWS

12/09/2016: ISBE releases second Reader's Guide and new online engagement forum to accompany draft ESSA State Plan

11/18/2016: Illinois' first competency-based learning pilot launches with call for applications

11/14/2016: Third statewide listening tour to gather feedback on ESSA State Plan

11/03/2016: Personalized and digital learning initiative stops in Illinois to train educators as part of nationwide effort

[view all news >](#)

Search...



AGENCY & BOARD INFORMATION

- Board Meetings
- Careers at ISBE
- Student Advisory Council



ASSESSMENT

- Dynamic Learning Maps Alternate Assessment (DLM-AA)
- PARCC Place
- SAT



CHARTER SCHOOLS

- Charter Schools
- Illinois Charter School Lookup




COLLEGE & CAREER

- Academics
- Career Technical Education
- 21st Century Community Learning Centers

Already have an account?

Click on Educator Access below to access Log-in


System Quick Links ▾ Illinois Report Card Careers at ISBE Contact Us  |

ADMINISTRATORS TEACHERS FAMILIES & STUDENTS COMMUNITY & PARTNERS NEWS & MEDIA

Home > Educator Licensure > Educator Licensure Information System (ELIS)

EDUCATOR LICENSURE
EDUCATOR LICENSURE INFORMATION SYSTEM (ELIS)


The ELIS web site is best viewed with the latest version of Internet Explorer (IE).

EDUCATOR ACCESS <i>Login to your ELIS account.</i> Notice: ACT Plus Writing or SAT score reports listed under a maiden name or previous name may not be credited to your account. Please complete ISBE form 73-71  to add a maiden name or previous name if applicable.	PUBLIC SEARCH <i>Perform a search of public license information</i> for educators in Illinois by using the City, District, School, or Educator Name.	ADMINISTRATOR ACCESS <i>Perform a credential search of educators in Illinois.</i> For use by institutions of higher education, school districts, or prospective employers to verify credentials of a potential educator candidate or employee. Illinois Educator Identification Number (IEIN) required.
--	--	---

Effective July 1, 2013: deficiency letters and licenses will no longer be printed and mailed. You will be notified of any update to your file electronically to your current email address. Please review and update your current email address by accessing your ELIS account.)

Resources ▾

CONTACT INFORMATION
ISBE Educator Effectiveness Division
Call Center - 217-557-6763
Fax Number - 217-524-1289
Email - licensure@isbe.net

More questions?
Please contact your Regional Office of Education 

Login using your previously set up account. Forgot your Log-in-Go to slide 8-9 for assistance.

Illinois State Board of Education
James T. Meeks, Chairman Tony Smith, Ph.D., State Superintendent

IWAS for EDUCATORS *IWAS for EDUCATORS* *IWAS for EDUCATORS* *IWAS for EDUCATORS*

ISBE Home
Home
Sign Up Now
Get Password
Contact ROE
Help
IWAS User Guide
IWAS Training Video

Already have an account? Login Here:

Login Name
Password
 Remember Login Name
LOG IN

FORMER ECS USERS CLICK HERE FOR FIRST TIME ACCESS TO THE ELIS SYSTEM

ELIS (Educator Licensure Information System) is now replacing ECS (Educator Certification System).

You will be directed to create an IWAS for Educators account to instantly access ELIS and view your credentials. After successfully creating your account, you will be able to log in on the left side of this page anytime to access your information.

Forgot Your Password?
If you have forgotten your login name or password, click on the link below.
[Find Login/Password](#)

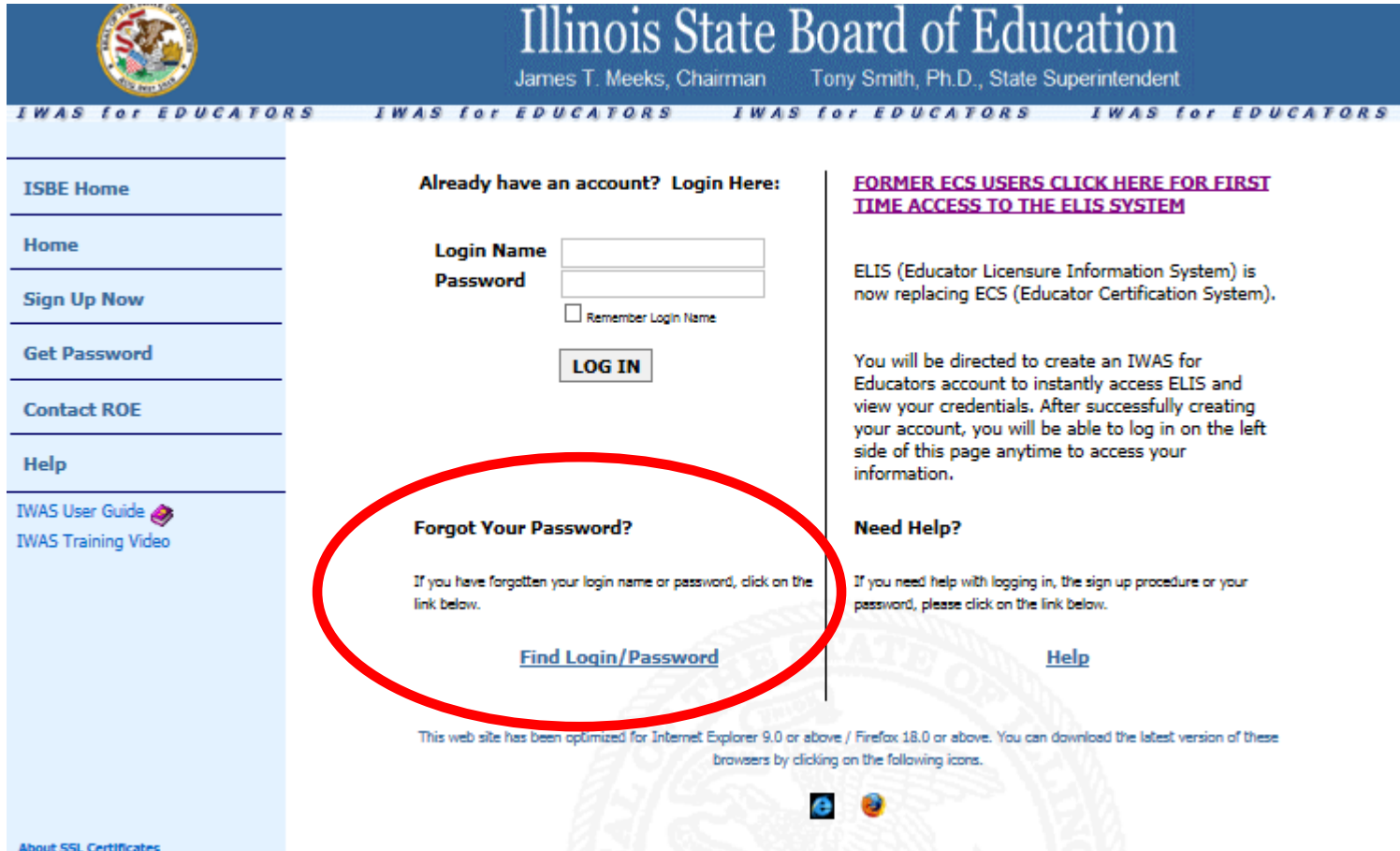
Need Help?
If you need help with logging in, the sign up procedure or your password, please click on the link below.
[Help](#)


This web site has been optimized for Internet Explorer 9.0 or above / Firefox 18.0 or above. You can download the latest version of these browsers by clicking on the following icons.

Common Problems


- ▶ **Forgot Your User Name and/or Password**
 - ❑ See slide 9 for link to forgotten password (You need e-mail linked to your account to access this)
 - ❑ If you still can't access your account you can call the ISBE call center **217-558-3600** during business hours to see if they can assist you
- ▶ **You have two or more accounts**
 - ❑ This occurred because you put the wrong social security number on an account or you forgot you had created an account.
 - ❑ Possible problems
 - ❑ Tests may be split between your two accounts (All must be in the same account)
 - ❑ Call the ISBE call center # above for assistance on combining accounts.
- ▶ **Where do I see my test scores?**
 - ▶ Use the educator menu drop down to locate testing (Slide 11). All tests linked to your account will be visible here
- ▶ **My test is not showing up in the drop down**
 - ❑ Reasons: Your scores are still waiting to be uploaded, you need to send official score reports to ISBE or you entered the wrong personal information (always check spelling)
- ▶ **I don't have an account (See slide 3-4)**

Forgot your user name and password?



 **Illinois State Board of Education**
James T. Meeks, Chairman Tony Smith, Ph.D., State Superintendent

IWAS for EDUCATORS IWAS for EDUCATORS IWAS for EDUCATORS IWAS for EDUCATORS

ISBE Home
Home
Sign Up Now
Get Password
Contact ROE
Help
IWAS User Guide 
IWAS Training Video

Already have an account? Login Here:

Login Name
Password
 Remember Login Name

LOG IN

FORMER ECS USERS CLICK HERE FOR FIRST TIME ACCESS TO THE ELIS SYSTEM

ELIS (Educator Licensure Information System) is now replacing ECS (Educator Certification System).



You will be directed to create an IWAS for Educators account to instantly access ELIS and view your credentials. After successfully creating your account, you will be able to log in on the left side of this page anytime to access your information.

Need Help?
If you need help with logging in, the sign up procedure or your password, please click on the link below.

Forgot Your Password?
If you have forgotten your login name or password, click on the link below.

[Find Login/Password](#) [Help](#)

This web site has been optimized for Internet Explorer 9.0 or above / Firefox 18.0 or above. You can download the latest version of these browsers by clicking on the following icons.

[About SSL Certificates](#)

What your account looks like

The screenshot shows a user account dashboard. At the top, there is a navigation bar with 'Home', 'My Credentials', and 'Help' links. Below this is a 'Home Page' header. On the left is a vertical menu with items: Credentials, Degrees, Fees, Tests, Communications, Deficiency Letters, Highly Qualified, Images, Assignments/Salary, Professional Development, and TCIS History. A callout box with an arrow points to the 'Deficiency Letters' menu item, containing the text: 'Use menus to access your test scores, degrees, credentials and other important information'. To the right of the menu, another callout box says: 'Your Name and IEIN are located here'. The main content area features two yellow boxes: 'License Renewal Info' and 'Evaluator Re-training Info', both with external link icons. Below these is an 'Action Center' section with a lightbulb icon and a table of counts: New Documents on File (0), Notifications (0), Deficiencies (0), Registrations (0), Renewals (0), and Reinstatements (0). At the bottom, a section titled 'What do you want to do?' lists several actions: Enter Professional Development, Apply for Educator License with Stipulations, Apply for Substitute License, Apply for an Approval, Apply for an Endorsement, Apply for a Paraprofessional License (Teacher's Aide), and Register in an Additional Region.

Home | My Credentials | Help

Home Page

Credentials
Degrees
Fees
Tests
Communications
Deficiency Letters
Highly Qualified
Images
Assignments/Salary
Professional Development
TCIS History

Your Name and IEIN are located here

Use menus to access your test scores, degrees, credentials and other important information

License Renewal Info

Evaluator Re-training Info

Action Center

New Documents on File	0
Notifications	0
Deficiencies	0
Registrations	0
Renewals	0
Reinstatements	0

What do you want to do?

- Enter Professional Development
- Apply for Educator License with Stipulations
- Apply for Substitute License
- Apply for an Approval
- Apply for an Endorsement
- Apply for a Paraprofessional License (Teacher's Aide)
- Register in an Additional Region