



ILLINOIS STATE UNIVERSITY

Illinois' first public university.

STUDENT DATA

Enrollment

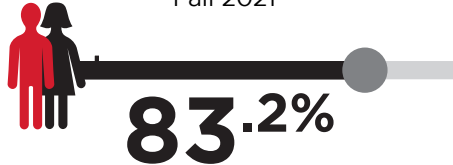
Undergraduate	17,674
Graduate	2,559
Total	20,233

UG

G

Retention Rate

Percentage of Fall 2020 first time in college (FTIC) returning for Fall 2021



Graduation Rate

Six-year rate of Fall 2015 FTIC graduating before 7th fall

67.3%




Enrollment by Gender

Woman 57.8%

Man 41.7%

Non-Binary or Not Disclosed reported 0.5%

New Students



Enrolled: 5,858

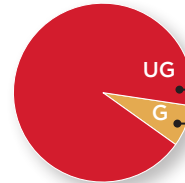
Accepted: 16,007

Applicants: 18,008

Percent of Underrepresented Students

27.4%

Credit Hours



Undergraduate 242,291.5

Graduate 18,584.5

Total 260,876

93%

Students from Illinois

Percentage of Students who Received Financial Support for FY20

83.3%

Top 5 Degrees Conferred

FY 2021

1. Elementary Education
2. Marketing
3. Finance
4. Nursing (Prelicensure)
5. Special Education

FACULTY & STAFF DATA

Student-to-Faculty Ratio

19:1

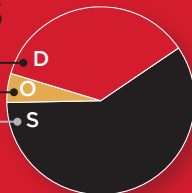
Fall 2020

Percent of Underrepresented Faculty/Staff

14.5%

Faculty/Staff Counts

Departmental faculty	1,377
Other faculty	187
Staff	2,197
Total	3,761



Degrees Awarded

FY 2021	Bachelor's	4,420
	Master's	820
	Doctorate	53
	Certificate	278

Top 5 Declared Majors

for Fall 2021 enrollment

1. Elementary Education
2. Business Administration
3. Psychology
4. Marketing
5. Special Education

PRPA.ILLINOISSTATE.EDU

Planning, Research, and Policy Analysis

Campus Box 3490 • Normal, IL 61790-3490 • (309) 438-8393 • prpa@IllinoisState.edu